

SPECIFICATION SHEET

PRODUCT # : CL-653B-SI

•Area Lights

•Cast Brass

Fixture Specifications:

Housing: Brass shade, adjustable in height for light control

Stem: 18" solid brass pipe with 1/2" NPT on bottom.

Finish: **SI- Silver Plated.** Natural toning process. SI finish will vary due to artistic process. **AB-** Antique Bronze and **GM-** Gun Metal finishes are also available.

Lens: Clear glass, cover over lamp providing sprinkler water protection. Frosted lens (**CX-308-FR**) available.

Socket: S.C. bayonet socket, with easy tool free lamp access.

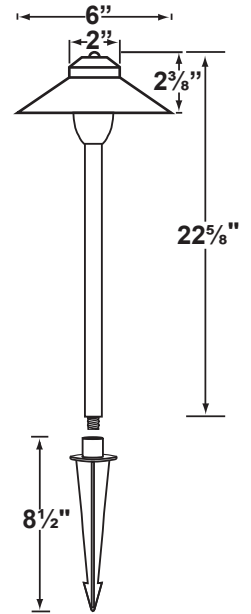
Lamp: 12V, SC Bayonet, 27W max. Available in LED (2W & 2.5W) or without lamp . See Lamp guide below for more information.

Wiring: Fixture is prewired with a 3ft 18-2 direct burial cord. Wire connector sold separately. Universal connector (**CX-839**) and silicone filled wire nut (**CX-854**) are available from Corona Lighting.

Mounting Spike: Standard injection molded spike with 1/2" NPT threaded female hub.

Electrical Notes: A remote 12V transformer is required. Options are available from Corona Lighting. Voltage range for LED lamps are 8V-21V. Proper grease/lubricant is suggested on threaded parts during installation process.

Warranty: Limited lifetime warranty on fixture housing and stem against manufacturer's defects.



2W and 2.5W

AVAILABLE LED LAMPS (Corona LED lamps have a five (5) year limited warranty against manufacturer's defects)

LAMP NUMBER	WATTS	BEAM		COLOR & TEMP.	RATED HOURS	HALOGEN EQUIVALENT
		SPREAD	LUMEN			
L-EDBA-2W	2	360°	200	2700K	25,000	20 Watt
L-EDBA-2.5W	2.5	180°	240	2700K	25,000	35 Watt
L-EDBA-2W-3K	2	360°	210	3000K	25,000	20 Watt
L-EDBA-2.5W-3K	2.5	180°	250	3000K	25,000	35 Watt
L-EDBA-AM*	2	360°	170	2000K	25,000	20 Watt

*AM- Amber color

For more additional Lamps, and accessories visit Coronalighting.com

JOB INFORMATION

TYPE: DATE:

JOB NAME & ADDRESS:

PRODUCT #:

TOTAL QUANTITY:

LAMP TYPE & WATTAGE:

TRANSFORMER:

CONTRACTOR:

SPECIFIER:

• When ordering a halogen or xenon lamp add lamp number to the product number. If you are ordering LED lamps you should follow the format below:

• **CL** - **product #** - **lamp** - **wattage**

Example: CL-653B-SI-L-EDBA-2W-3K

CL - 653B-SI - L-EDBA - 2W-3K

• Corona Lighting reserves the right to make any change and/or improvement to the design and construction of this fixture without further notification.


PRODUCT # : CL-653B-SI

• Area Lights

• Cast Brass

Mounting Pedestals

- CX-601-BK 1" PVC Mounting Pedestal, 1/2" NPT, **Black**
- CX-601-VG 1" PVC Mounting Pedestal, 1/2" NPT, **Verde Green**
- CX-603-BK 3" PVC Mounting Pedestal, 1/2" NPT Female Brass Hub on top, **Black**
- CX-603-VG 3" PVC Mounting Pedestal, 1/2" NPT Female Brass Hub on top, **Verde Green**



CX-603-BK

- CX-604-BK 1" PVC Adjustable Mounting Pedestal, 1/2" NPT, **Black**
- CX-621-BK 1" PVC Cap, 1/2" NPT, **Black**
- CX-621-VG 1" PVC Cap, 1/2" NPT, **Verde Green**
- CX-622-BK 2" PVC Cap, 1/2" NPT, **Black**
- CX-622-VG 2" PVC Cap, 1/2" NPT, **Verde Green**
- CX-624-BK 3" PVC Cap, 1/2" NPT Female Brass Hub, **Black**
- CX-624-VG 3" PVC Cap, 1/2" NPT Female Brass Hub, **Verde Green**

Mounting Canopies

- CX-705B-SI Brass Flat Canopy, 1/2" NPT, **Silver Plated**
- CX-709B-SI Brass Raised Canopy, 1/2" NPT, **Silver Plated**
- CX-718B-SI 5" Brass Canopy, 3-Hole 1/2" NPT, **Silver Plated**



CX-709B-SI




CX-705B-SI



CX-718B-SI

Ground Spikes

- CX-642-BK 8.5" ABS Spike, 1/2" NPT, **Black**
- CX-642-BZ 8.5" ABS Spike, 1/2" NPT, **Bronze**
- CX-643-BZ 8.5" ABS Spike, 1/2" NPT, **Bronze**
- CX-646-BK 8" ABS Spike, 1/2" NPT, **Black**
- CX-646-BR 8" ABS Spike, 1/2" NPT, **Natural Brass**
- CX-646-SS 8" ABS Spike, 1/2" NPT, **Stainless Steel**
- CX-647-BK 10.5" Heavy Duty ABS Spike, 1/2" NPT, **Black**



CX-647-BK

Cable Connectors

- CX-854 Direct Burial Silicone Filled Wire Nut, **Tan**
- CX-858 Speedy Cable Connector, Supply Cable up to 10-2, **Black**
- CX-839 Universal cable connector, Supply cable up to 8-2, one/Pack **Black**



CX-854



CX-839