

# SPECIFICATION SHEET

## PRODUCT # : CL-366

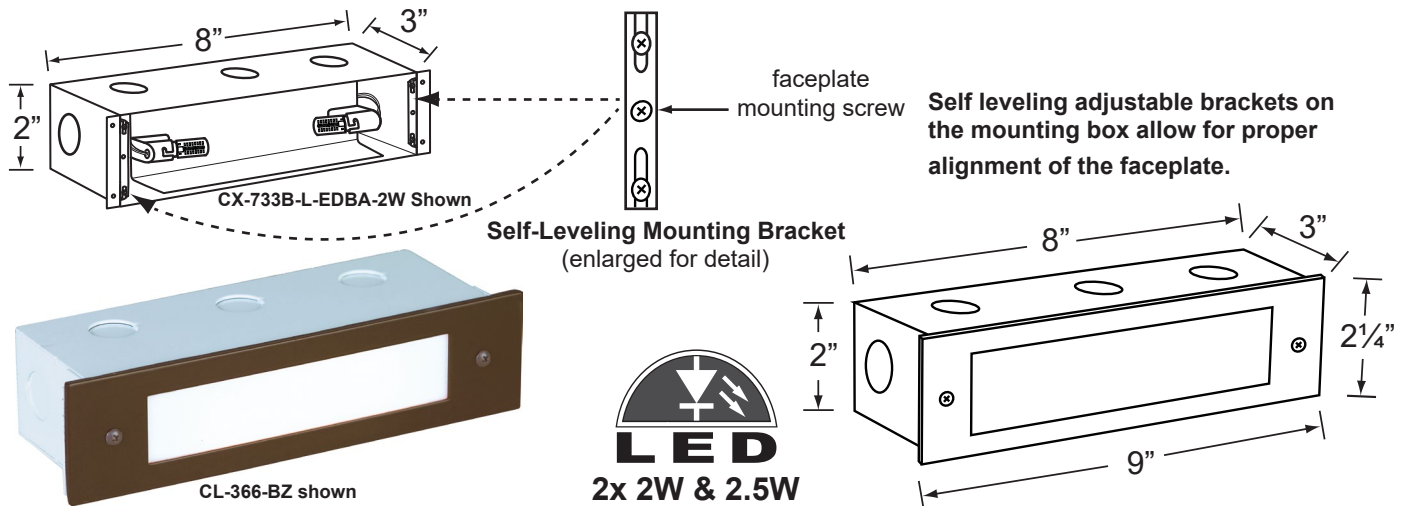
•Brick Lights

• Aluminum

### Fixture Specifications:

- Housing:** Heavy Duty corrosion resistant galvanized steel with self-leveling adjustable bars.
- Faceplate:** Solid brass, fitted to housing with a silicone gasket.
- Finish:** Stamped aluminum, polyester UV coated lensed faceplate. Available in **BK**-Black, **BZ**- Bronze, **RT**- Rust and **WH**- White. **AB, GM, SI, and RC** are also available.
- Lens:** High impact white polycarbonate
- Socket:** Two S.C. Bayonet sockets, attached to aluminum reflector.
- Lamp:** Two 12V, S.C. Bayonet, 27W max. Available in 2xLED (2W & 2.5W) or without lamps. See the Lamp Guide below for more information.
- Gasket:** Silicone gasket, seals faceplate to housing. Providing weather tight protection.

- Wiring:** Fixture comes prewired with a 12 inch direct burial cord. Wire connector sold separately. Silicone filled wire nut (**CX-854**) is available from Corona Lighting.
- Mounting:** Recessed mount back box. Best used in concrete, brick and other masonry, with 3x 1/2" NPT inlets.
- Electrical Notes:** A remote 12V transformer is required. Options are available from Corona Lighting. Voltage range for LED lamps are 8V-21V.
- Warranty:** **BK, BZ, RT and WH**- Five year warranty on fixture housing and faceplate against manufacturer's defects.  
**AB, GM, SI, and RC**- Limited lifetime warranty on fixture housing and faceplate against manufacturer's defects.



### AVAILABLE LED LAMPS (Corona LED lamps have a five (5) year limited warranty against manufacturer's defects)

LAMP NUMBER	WATTS	BEAM		COLOR & TEMP.	RATED HOURS	HALOGEN EQUIVALENT
		SPREAD	LUMEN			
L-EDBA-2W	2	360°	200	2700K	25,000	20 Watt
L-EDBA-2.5W	2.5	180°	240	2700K	25,000	35 Watt
L-EDBA-2W-3K	2	360°	210	3000K	25,000	20 Watt
L-EDBA-2.5W-3K	2.5	180°	250	3000K	25,000	35 Watt
L-EDBA-AM*	2	360°	170	2000K	25,000	20 Watt

\*AM- Amber color

For more additional Lamps, and accessories visit [Coronalighting.com](http://Coronalighting.com)

### JOB INFORMATION

TYPE: DATE:

JOB NAME & ADDRESS:

PRODUCT #:

TOTAL QUANTITY:

LAMP TYPE & WATTAGE:

TRANSFORMER:

CONTRACTOR:

SPECIFIER:

• If you are ordering LED lamps you should follow the format below:

- CL - **product #** - **color** - **lamp** - **wattage**
- CL - 366 - BZ - L-EDBA - 2W-3K

Example: CL-366-BZ-L-EDBA-2W-3K

• Corona Lighting reserves the right to make any change and/or improvement to the design and construction of this fixture without further notification.

# ACCESSORIES SHEET

## PRODUCT # : CL-366

• Brick Lights

• Aluminum

### Faceplates

CX-878 Aluminum, lensed faceplate with white acrylic lens.

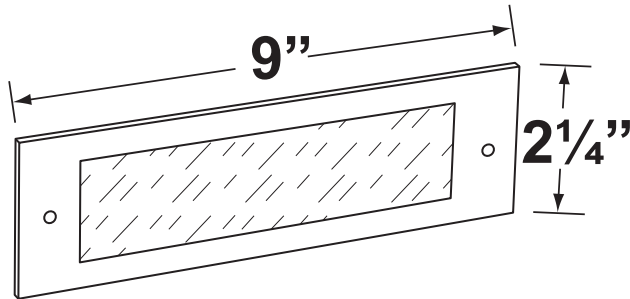
Finishes: Available in **BK**- Black, **BZ**- Bronze, **RT**- Rust, and **WH**- White

CX-878B Brass, lensed faceplate with white acrylic lens.

Finishes: Available in **AB**- Antique Bronze, **GM**- Gun Metal, and **SI**- Silver Plated.

CX-878C-RC Copper, lensed faceplate with white acrylic lens.

Finish: Available in **RC**- Raw Copper




### Cable Connector

CX-854 Direct Burial Silicone Filled Wire Nut, Tan



### Mount Box

CX-733B Steel Mount Box



Lamp not included. Shown for demonstration.